



2016/17

13,375

Unique individuals engaging in
our services



66% Female
34% Male



56,988

Total attendances




28%

BAME engaging
in our services



58%

live in areas
identified as
IMD <30%




2 Centres

The Lemington Centre
The Health Resource Centre

76

Average
number of
staff
(53 FTE)



85%
Female

15%
Male

72%

of staff live in
Newcastle





8

Trustees

6

Board meetings

1

AGM



5 Male

3 Female

£1,389,445
Turnover for the year



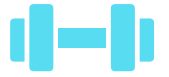
10 Contracts



Lemington
Pre-school
offer



Lemington
Community
Cafe



2 Mainstream
Gyms


Other
income
from:



8 Small Grants



Delivery of
training courses



Room hire at
both Centres

We can't do it alone...

172

Volunteers have supported our work



over
6
projects



3129
Volunteer hours