

HealthWORKS Newcastle Annual Report 2018-19

'Everyone, no matter what their age, status, gender, sexual orientation, colour or religion should have the same access to good health.'

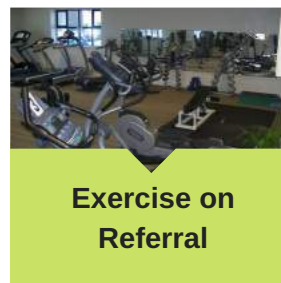
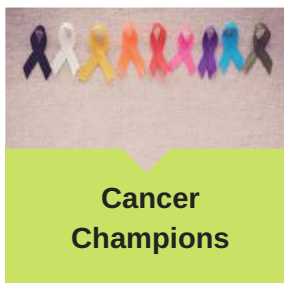
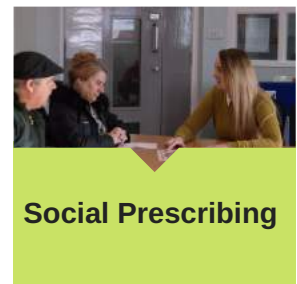



**The Lemington
Centre**

We aim to provide support for people wanting to make positive changes to maintain or improve their health.



**The Health
Resource Centre**



55,467

Total attendances

12,833

Unique individuals engaging in our services



64% Female
36% Male



65% live in areas identified as IMD <30%



23% BAME engaging in our services



2


 Centres

- Health Resource Centre
- The Lemington Centre

70

 Staff

46

 FTE.

86% Female
14% Male



76% of staff live in Newcastle



6

 Trustees

33% Female
67% Male

1

 AGM

6

 Board Meetings

£1,303,952.00

turnover for the financial year

We can't do it alone...



Over **4** projects

59

Volunteers have supported our work

- 43 Breast Feeding Peer Support
- 6 Liz's Cafe (Community Cafe)
- 5 Friends of Lemington
- 5 Lemington Community Garden



5,151

Volunteer hours